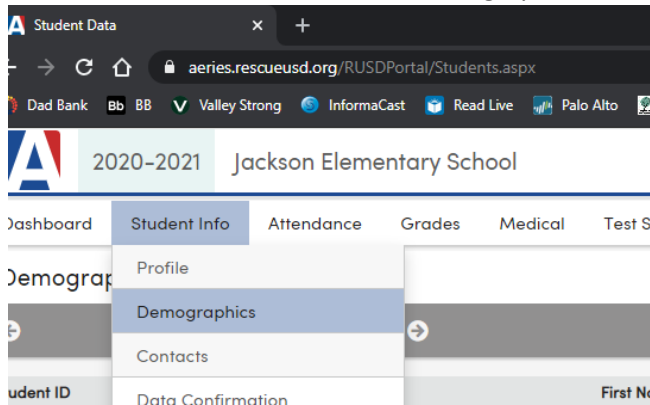
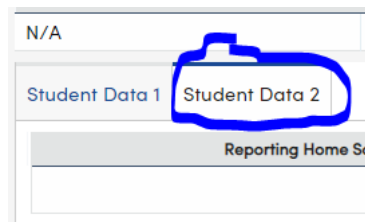


How to access student login information

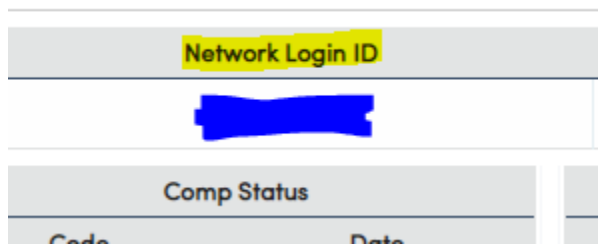
1. Log in to the Aeries Parent Portal- <https://aeries.rescueusd.org/rusdportal>
2. Hover over Student Info and click Demographics



3. Click on Student Data 2



4. About the middle of the page you will see a field called "Network Login ID"



The network login id is the student **username**

The **email** for the student is the username followed by @my.rescueusd.org

Example: XXXXXXXX@my.rescueusd.org

5. The student password is the Student ID preceded by the letter "r" (no quotes)

r6*****

